

BASIC MANUSCRIPT FLORA

BY BARONESS EKATERINA VOLKOVA

baronessekat@gmail.com

This is an overview and “step-by-step” guide to how I produce certain types of flora found in manuscripts throughout the period covered by the SCA.

The terms I use to describe the leaves and flowers are not the true names, but a way of differentiating them based on their appearance.

Please keep in mind that the methods for drawing that are outlined in this handout are not the “one true way”, but simply a guide as to how I draw the items. What works for me, might not work for you.

“CLOUD” LEAVES

Found in many bar and ivy manuscripts.

Left Handed:



Step One



Step Two



Step Three



Step Four

Right Handed:



Step One



Step Two



Step Three



Step Four

Practice Space

Good Space Filler

“TADPOLE” LEAVES”



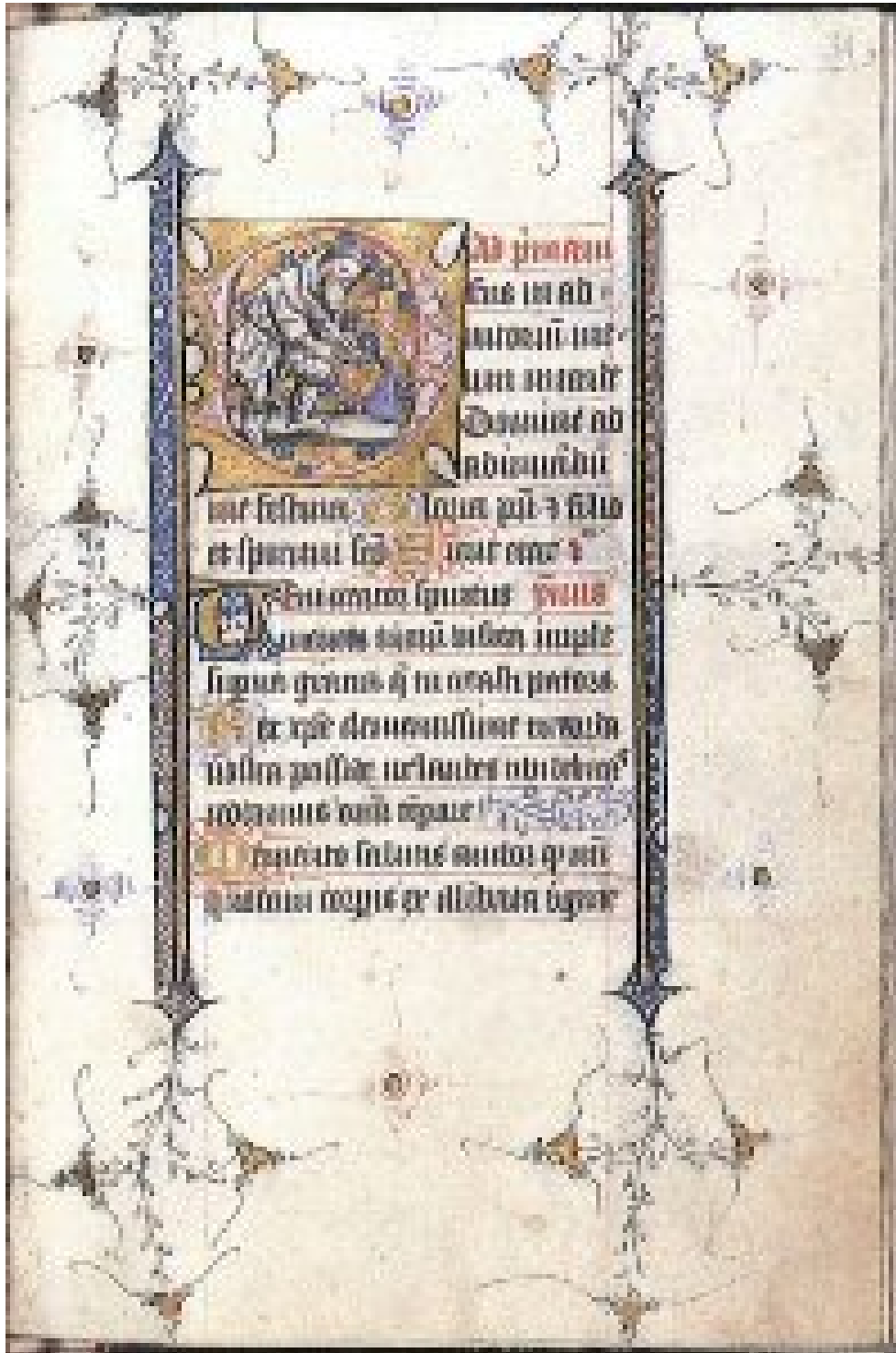
Left Handed



Right Handed

Practice Space

EXAMPLE OF “CLOUD” AND “TADPOLE” LEAVES



“The Nativity” by the Master of the Morgan Infancy Cycle. c. 1415-20

Located at the Pierpont Morgan Library.

Painted Prayers: The Book of Hours in Medieval and Renaissance Art, pg. 63

“LINDEN” LEAVES

Left Handed



Step One



Step Two

Right Handed



Step One




Step Two

Practice Space

“SMASHED SPIDERS”

Used throughout the gothic period as space filler in ivy work



Step One



Step Two

Practice Space

EXAMPLE OF “LINDEN LEAVES” AND “SMASHED SPIDERS”



“Pierre Salmon: Replies of Charles IV and Complainis to the King about His Condition”

By the Bouciaut Master c. 1409

The Golden Age: Manuscript Painting at the Time of Jean, Duke of Berry, pg. 97 (plate 29)

“WALTZING” LEAVES

This is the term used throughout most of the Scribal Community to describe the most common type of leaf found in gothic illumination. It gets its name from the fact that it is made in a 1-2-3 pattern

Left-Handed



Step One



Step Two



Step Three



Step Four

Right-Handed



Step One



Step Two



Step Three



Step Four

Another way to draw these leaves is to draw the veins of the leaf with a pencil, draw the outline, then erase the veins.



Step One



Step Two



Step Three

You can also get a different style of waltzing leaf by drawing either the points or the curves first



Step One



Step Two



Step One




Step Two

“WALTZING” LEAVES

Practice Space

EXAMPLE OF “WALTZING” LEAVES



The Procession of the Flagellants, Herman, Paul, and Jean de Limbourg (Franco-Netherlandish, active in France by 1399–1416), The Belles Heures of Jean de France, Duc de Berry, ca. 1405–1408/9. Made in Paris. Ink tempera and gold leaf on vellum, Single leaf, overall 9–3/8 x 13–3/8 in. The Cloisters Collection, 54.1.1. Image © The Metropolitan Museum of Art, New York.

<http://www.artknowledgenews.com/files2010mar/Flagellants-Procession-Limbourg.jpg>

EXAMPLE OF “WALTZING” LEAVES WITH “SMASHED SPIDERS”

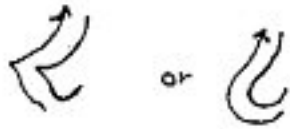


“Le Petite Heures of Jean De Berry”
by the Limbourg Brothers c. 1370-1390
The Art of Medieval Manuscripts, pg. 98

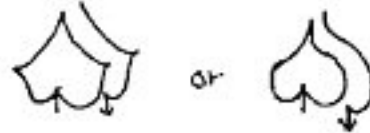
“HEART” LEAVES

These leaves are similar to linden leaves except that they have more definition of shape.

Left-Handed

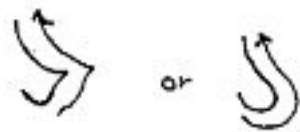


Step One

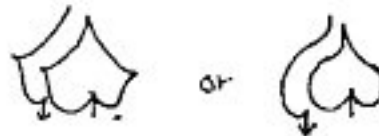


Step Two

Right-Handed



Step One



Step Two

Practice Space

EXAMPLE OF “WALTZING” AND “HEART” LEAVES



“Chroniques de France ou de St Denis” (The Coronation of Pharamond)

by Mahiet, Master of the Cambrai Missal c. after 1332, before 1350

The Catalogue of Illuminated Manuscripts of the British Library

<http://www.bl.uk/catalogues/illuminatedmanuscripts/ILLUMIN.ASP?Size=mid&IllID=34242>

EXAMPLE OF “WALTZING” AND “CLOUD” LEAVES



“Pontifical, Use of Sens” (Historiated initial; heraldic arms.)

c. 1350

The Catalogue of Illuminated Manuscripts of the British Library

<http://www.bl.uk/catalogues/illuminatedmanuscripts/record.asp?MSID=8539&CollID=28&NStart=931>

EXAMPLE OF "WALTZING" AND "HEART" LEAVES



"Breviary, Dominican use" (Miniature of The Trinity.)

By the Master of the Bible of Jean de Sy c. 1350

The Catalogue of Illuminated Manuscripts of the British Library

<http://www.bl.uk/catalogues/illuminatedmanuscripts/ILLUMIN.ASP?Size=mid&IllID=12619>

EXAMPLE OF "WALTZING" AND "HEART" LEAVES



"Psalter-Hours" (Historiated initial with the Adoration of the Magi)

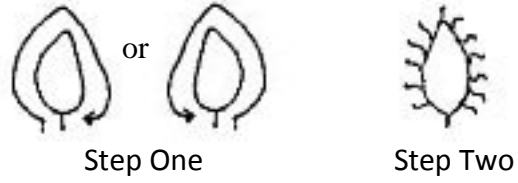
c. 2nd or 3rd quarter of the 14th century

The Catalogue of Illuminated Manuscripts of the British Library

<http://www.bl.uk/catalogues/illuminatedmanuscripts/ILLUMIN.ASP?Size=mid&IllID=24358>

“PRICKLY PEARS” A.K.A TEASELS

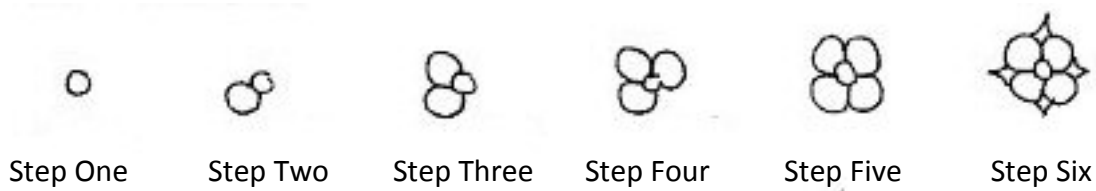
Prickly Pears are a cross between tadpole leaves and smashed spiders. Common in gothic illumination



Practice Space

“FOUR PETAL” FLOWER

Mostly these look just like the flowers we all drew back in elementary school art class.



Practice Space

**EXAMPLE OF “LINDEN” & “HEART” LEAVES WITH
“PRICKLY PEARS” AND “FOUR PETAL” FLOWERS**




“Book of Hours, Use of Sarum” (George and the dragon)

c. 1430- c. 1440

The Catalogue of Illuminated Manuscripts of the British Library

<http://www.bl.uk/catalogues/illuminatedmanuscripts/ILLUMIN.ASP?Size=mid&IllID=27173>

**EXAMPLE OF “WALTZING” & “TADPOLE” LEAVES WITH
“PRICKLY PEARS” AND “FOUR PETAL” FLOWERS**



"Hours for Rome Use/februrary". c. 1395-1405

Located at the Pierpont Morgan Library.

Painted Prayers: The Book of Hours in Medieval and Renaissance Art, pg. 29

<http://corsair.morganlibrary.org/icaimages/2/m264.002r.jpg>

**EXAMPLE OF “HEART” & “TADPOLE” LEAVES WITH
“CLOUD LEAVES” AND “FOUR PETAL” FLOWERS**



“Hours for Windesheim use”. (St. Ursula and the 11,000 Virgins)

By a Master of the Delft Grisailles c. 1440

Located at the Pierpont Morgan Library.

Painted Prayers: The Book of Hours in Medieval and Renaissance Art, pg. 113

<http://corsair.morganlibrary.org/icaimages/3/m349.181v.jpg>

I, personally, have only seen these in one manuscript, but they are simple as well as nice looking

“CLAW” LEAVES



Practice Space

“ROCKET” FLOWERS

Left-Handed



Right-Handed



Practice Space

**EXAMPLE OF “HEART” & “CLAW” LEAVES WITH
“ROCKET” & “FOUR PETAL” FLOWERS**



© Morgan Library, New York

“Hours for Sarum and Rome use”. (Thomas Beckett murdered at the Altar)

By the Master of Guillebert de Mets c. 1420-30

Located at the Pierpont Morgan Library.

<http://corsair.morganlibrary.org/icaimages/4/m46.027v.jpg>



© Morgan Library, New York

“Hours for Sarum and Rome use”. (St. George Fighting the Dragon)

By the Master of Guillebert de Mets c. 1420-30

Located at the Pierpont Morgan Library.

Painted Prayers: The Book of Hours in Medieval and Renaissance

Art, pg. 111

<http://corsair.morganlibrary.org/icaimages/4/m46.027v.jpg>

“SEA SHELL” FLOWERS

Dab of Paint



Step One



Step Two

Practice Space

“SOCCER BALL” FLOWERS

This type of flower, before it's painted, resembles a soccer ball. VERY similar to the Four Petal Flower



Step One



Step Two



Step Three



Step Four



Step Five



Step Six

Practice Space

**EXAMPLE OF “TADPOLE” LEAVES WITH
“SEA SHELL” & “FOUR PETAL” FLOWERS**



“The Breviary of Marie De Gueldre”. (Marie de Gueldre depicted as the Virgin Mary)
By the scribes of the Augustinian monastery in Marienborn c. 1415
The Golden Age of Manuscript Painting at the Time of Jean, Duke of Berry, pg. 106 (plate 34)

**EXAMPLE OF “TADPOLE” LEAVES WITH
“SOCCER BALL” FLOWERS**



“Missal, Use of Cologne” (the Virgin)

c. 1st quarter of the 15th century

The Illuminated Page: Ten Centuries of Manuscript Painting in the British Library

<http://www.bl.uk/catalogues/illuminatedmanuscripts/ILLUMIN.ASP?Size=mid&IIID=11683>

**EXAMPLE OF “TADPOLE” AND “HEART” LEAVES WITH
“FOUR-PETAL” AND “SOCCER BALL” FLOWERS AND SOME
OTHERS WE DIDN’T COVER**



“Breviary (Temporal), Use of Sarum”
c. 1400

The Catalogue of Illuminated Manuscripts of the British Library

<http://www.bl.uk/catalogues/illuminatedmanuscripts/ILLUMIN.ASP?Size=mid&IllID=23975>